

Capital Project Update – March 2024

Strategic Alignment - Our Corporation

Tuesday, 16 April 2024

**Infrastructure and Public
Works Committee**

Program Contact:

Mark Goudge, Associate Director
Infrastructure

Approving Officer:

Tom McCready, Director City
Services

Public

EXECUTIVE SUMMARY

This report provides a summary view of the Capital Works Program delivery and financial performance as of 31 March 2024 including a snapshot of headline projects either complete or in progress, future procurement activities and upcoming community consultation and engagement activities.

The Infrastructure Program will present a monthly report to the Infrastructure & Public Works Committee reflecting the previous monthly performance.

RECOMMENDATION

THAT THE INFRASTRUCTURE AND PUBLIC WORKS COMMITTEE RECOMMENDS TO COUNCIL

THAT COUNCIL:

1. Notes the Capital Works Program Update for March 2024 as contained within this report and Attachment A to Item 7.1 on the Agenda for the meeting of the Infrastructure & Public Works Committee held on 16 April 2024.
-

IMPLICATIONS AND FINANCIALS

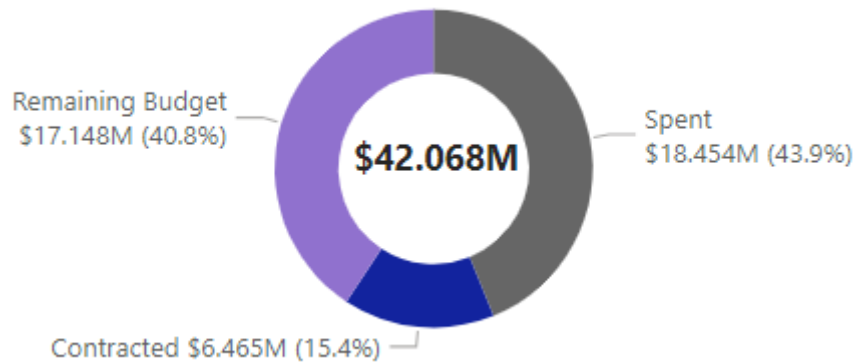
| | |
|--|--|
| City of Adelaide 2024-2028 Strategic Plan | Strategic Alignment – Our Corporation Strategy, Value and Efficiency - Strategic and Capital Projects are delivered on time and on budget (target 75%) |
| Policy | Not as a result of this report |
| Consultation | Consultation to various levels as required for the delivery of each project has or will be undertaken. |
| Resource | Projects delivered through a combination of Council resources, contract staff and external contractors and suppliers. |
| Risk / Legal / Legislative | Not as a result of this report |
| Opportunities | Not as a result of this report |
| 23/24 Budget Allocation | This report tracks capital works performance against the 2023/24 Capital Works budget of \$110.336m |
| Proposed 24/25 Budget Allocation | Not as a result of this report |
| Life of Project, Service, Initiative or (Expectancy of) Asset | Life expectancy of assets varies by asset class. |
| 23/24 Budget Reconsideration (if applicable) | Not as a result of this report |
| Ongoing Costs (eg maintenance cost) | Ongoing costs for the maintenance of new and/or renewed assets will be factored into future Asset Management and Maintenance Plans, Business Plans and Budgets. |
| Other Funding Sources | Projects reported on are primarily funded from Council's Capital Budget, however various State and Federal grant funding opportunities have been leveraged against a number of projects. |

DISCUSSION

1. The total revised Capital Expenditure Budget for 2023/24 approved by Council is \$110.336m.
2. The Capital Works Program is itemised as follows.
 - 2.1. Major Projects are defined as complex projects identified through Council strategies and plans; the funding allocated within 2023/24 financial period total \$42.068m.
 - 2.2. New and Upgrade Projects are defined as installation of new infrastructure and upgrades to existing infrastructure, identified through Council strategies and plans, the funding allocated within 2023/24 financial period total \$14.115m.
 - 2.3. Renewal Projects are defined as renewals and maintenance works which are aligned to Asset Management Plans and current assets, the funding allocated within 2023/24 financial period total \$54.153m.
3. The monthly Capital Works Update provides the status of these three capital programs as at the end of each calendar month.

Major Projects

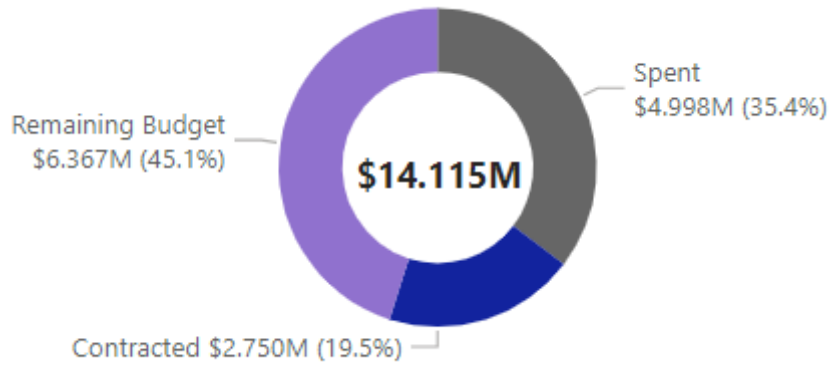
4. Major Projects as of 31 March 2024 reflects \$18.454m in spend and a further \$6.465m in contracted works.



5. Examples of Major Projects within this category are:
 - 5.1. Rymill Park / Murlawirrapurka (Park 14) Lake Upgrade
 - 5.2. Hutt Street Entry Statement
 - 5.3. North-South Bikeways
6. Major Project Summary:
 - 6.1. Rymill Park Lake is nearing completion while managing close interface with event stakeholders on the back of recent Adelaide Fringe activities and planning for the Adelaide Equestrian Festival. The lake is set to be filled with 5,280KL water (~100 backyard swimming pools) and is set to open in mid-April.
 - 6.2. The Hutt Street Entry Statement construction is expected to start on site from mid-April with a project completion date of November 2024. Notification was provided to Hutt Street traders with additional signage also being provided on site.
 - 6.3. The North-South Bikeways project construction commencement is approaching. The team has been actively engaging with stakeholders to share construction plans and timelines.

New and Upgrade

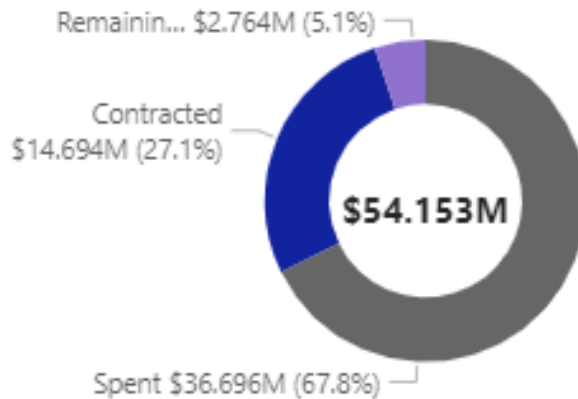
7. New and Upgrade Projects as of 31 March 2024 reflects \$4.998m in spend and a further \$2.750m in contracted works.



8. Examples of New and Upgrade Projects within this category are:
 - 8.1. Light Square Electrical Infrastructure Upgrade
 - 8.2. Vincent Street & Place Improvements
 - 8.3. Field Street Improvements
9. New and Upgrade Summary:
 - 9.1. We have reached Practical Completion on 1 New and Upgrade project in March – Women in Chamber – Mary Lee and Catherine Helen Spence.
 - 9.2. The Light Square Electrical Infrastructure Upgrade will provide increased provisions for power for events use within Light Square. Stage 1 of the project is completed with connection to Light Square facilitating recent Adelaide Fringe events. Stage 2 works will extend the Stage 1 connection to a permanent location, increasing accessibility and functionality. A Design and Construct contract for the remaining stage is now closed.
 - 9.3. Streetscape improvements to Vincent Street have been developed to concept design phase and shared with the community. Pending budget approvals, the project will provide for enhanced amenity road pavements, footpath, kerb, and water table.
 - 9.4. Field Street Improvements will commence the first stage of works in April following a slight delay due to service relocation works of the underground pipelines. This will enable electrical conduits to be installed in readiness for road works to commence.

Renewal Projects

10. Renewal Projects as of 31 March 2024 reflects \$36.696m in spend and a further \$14.694m in contracted works.



11. Examples of Renewal Projects within this category:
 - 11.1. Adelaide Town Hall Façade Restoration
 - 11.2. Road resurfacing projects

11.3. Bentham Street and Waymouth Street Intersection

12. Renewal Project Summary:

12.1. There were 14 renewal projects that achieved Practical Completion in March:

- 12.1.1. Footpath Renewal - Bunday's Paddock / Tidlangga (Park 9)
- 12.1.2. King Rodney Park / Ityamai-itpina (Park 15) Shared Use Path Project
- 12.1.3. Road Resurfacing - Hindley Street - Liverpool Street to West Terrace
- 12.1.4. Road Resurfacing - Morphett Street - Whitmore Square to South Terrace
- 12.1.5. Road Resurfacing – Tynte Street Post Office Car Park and Tynte Place
- 12.1.6. Adelaide Town Hall - Auditorium Hoist Replacement
- 12.1.7. Irrigation Renewal - West Terrace - Streetscape Median
- 12.1.8. Light Square plaques - restoration and base
- 12.1.9. North Adelaide Golf Links - Renewal of Main Valley Gutter
- 12.1.10. Playground Equipment Renewals
 - 12.1.10.1. Blue Gum Park / Kurangga (Park 20) - swing set
 - 12.1.10.2. Bullrush Park / Warnpangga (Park 10) - fitness station
 - 12.1.10.3. Lefevre Park / Nantu Wama (Park 6) - senior swing
 - 12.1.10.4. Bonython Park / Tulya Wardli (Park 27) - tyre swing
- 12.1.11. Road Resurfacing - Morialta Street - Franklin Street to Grote Street
- 12.1.12. Road Resurfacing - Trades Hall Lane - Franklin Street to Grote Street
- 12.1.13. Urban Elements - Bin Renewal Program

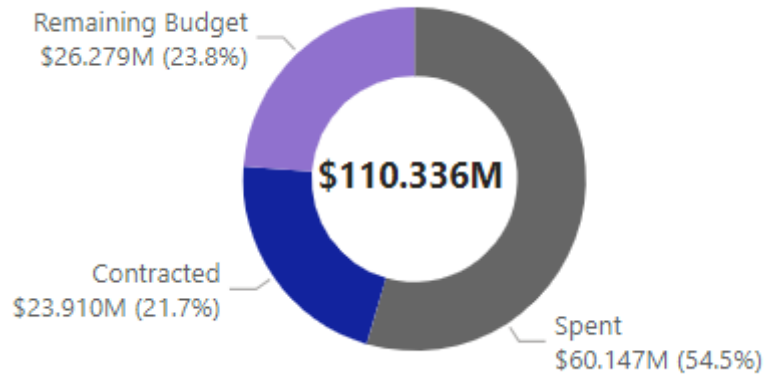
12.2. Conservation works on the Pirie Street side of the Adelaide Town Hall Façade Restoration Project were completed in March. The next phase of works has commenced on the King William Street side and are anticipated to be completed in December 2024. Works are progressing on time and budget as per the Construction Program. Community engagement is ongoing with adjoining businesses through letter box drop and regular updates.

12.3. The Roads resurfacing team have delivered more than 90% of its program for 2023/24. A small amount of work remains in finalisation. The roads team are now designing and preparing the 2024/25 program.

12.4. Works at the intersection of Bentham Street, Topham Mall and Waymouth Street to improve pedestrian movement and connectivity have commenced preliminary works. Stakeholders have been made aware and continued stakeholder review and management is occurring.

Capital Works Program

- 13. There are 387 projects within the approved program in the 2023/24 financial year.
- 14. Within the 2023/24 Capital Works Program there are currently 104 projects within the Initiate, Concept and Design phase.
- 15. The total value of projects within the Initiate, Concept and Design Phase is \$8.399m.
- 16. There are 283 projects in the Delivery Phase with a total value of \$101.938m. Of these projects, 126 have reached practical completion.
- 17. The total expenditure against the Capital Works Program to the end of March 2024 is \$60.147m spent with a further \$23.910m contracted, totalling \$83.057m in the first nine months.



Summary of commitments and expenditure by asset class for March – 2024

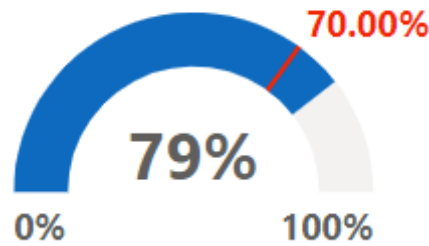
Summary of commitments and expenditure by asset class for March-2024.

| Capital Works | No. of Projects | Approved Budget | Commitments | Expenditure | Remaining Budget |
|-----------------------------|-----------------|-------------------|------------------|------------------|------------------|
| Asset Renewals | 299 | \$54.153M | \$14.694M | \$36.696M | \$2.764M |
| Corporate Overhead | | \$5.500M | \$0.012M | \$4.303M | \$1.186M |
| Major Projects | 10 | \$6.110M | \$2.387M | \$3.643M | \$0.080M |
| New/Upgrade Projects | 26 | \$1.422M | \$0.021M | \$0.214M | \$1.188M |
| Bridges | 4 | \$0.360M | \$0.005M | \$0.123M | \$0.232M |
| Buildings | 40 | \$9.430M | \$4.448M | \$5.495M | (\$0.514M) |
| ICT Renewals | 7 | \$1.793M | \$0.048M | \$1.387M | \$0.357M |
| Light'g & Electrical | 20 | \$1.491M | \$1.413M | \$0.714M | (\$0.635M) |
| Park Lands Assets | 15 | \$3.100M | \$0.281M | \$2.838M | (\$0.019M) |
| Plant and Fleet | 5 | \$3.501M | \$1.439M | \$2.031M | \$0.031M |
| Traffic Signal | 9 | \$2.188M | \$0.212M | \$2.194M | (\$0.219M) |
| Transport | 112 | \$13.796M | \$2.504M | \$10.686M | \$0.605M |
| Urban Elements | 44 | \$3.795M | \$1.008M | \$1.699M | \$1.088M |
| Water Infrastructure | 7 | \$1.668M | \$0.915M | \$1.369M | (\$0.616M) |
| Major Projects | 25 | \$42.068M | \$6.465M | \$18.454M | \$17.148M |
| New/Upgrade Projects | 97 | \$14.115M | \$2.750M | \$4.998M | \$6.367M |
| Total | 387 | \$110.336M | \$23.910M | \$60.147M | \$26.279M |

1. Transport is made up of Roads, Pathways and Kerb and Water Table
2. Plant and Fleet includes Commercial Plant and Fleet
3. Total Project Count: Mixed-Funded projects are only counted once in the total Project Count i.e. they are counted in the sub-totals but not in the Grand Total.

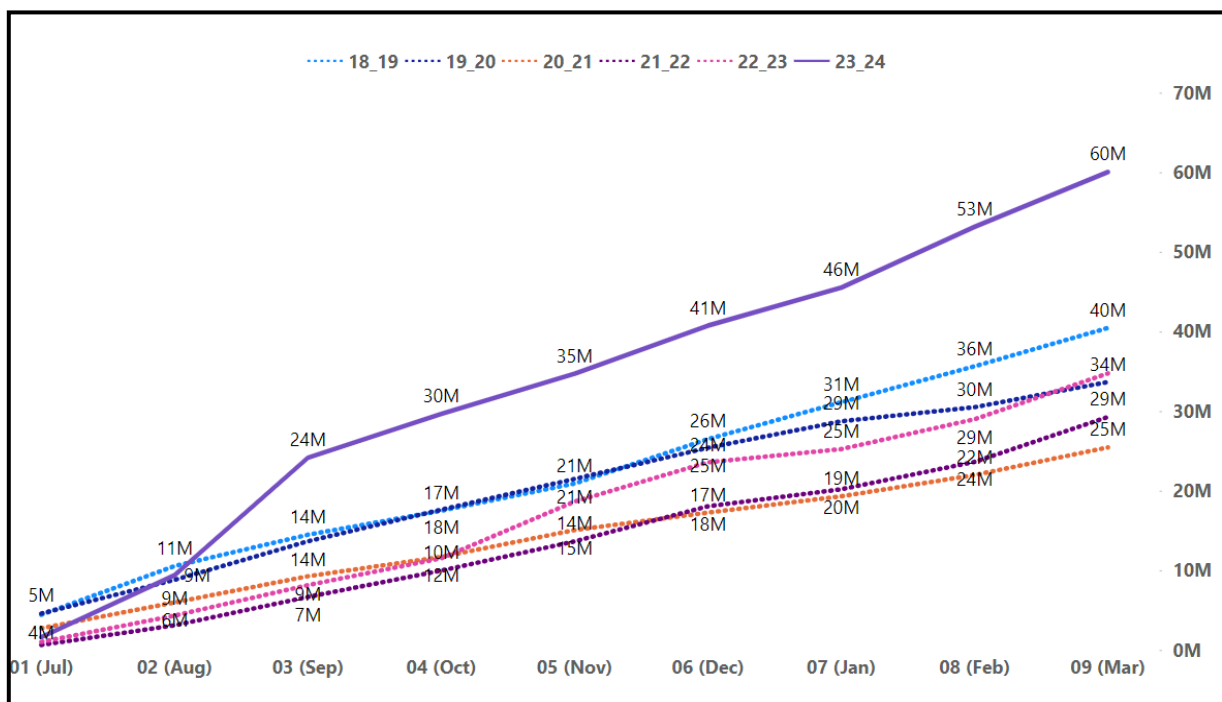
18. Examples of those works completed or in progress are reflected in **Attachment A - Capital Works**
19. Works in Progress (WIP) is the capitalisation of projects within 10 weeks following Practical Completion. WIP currently sits at 79% reflecting a positive variance to the WIP KPI of 70%.

Works in Progress KPI



Capital Works Year on Year Spend Profile

20. The spend profile for March 2024 reflects a capital spend of \$60.147m year to date, compared to \$34.737m in March 2023. This represents a 73% increase on the same period last year.



Future Procurement Activities

21. The following procurement activities are currently being undertaken or will commence shortly:
 - 21.1. Project Management Services Hindley Street - tender review underway.
 - 21.2. Adelaide Town Hall Service lift - project out to tender.
 - 21.3. Adelaide Town Hall David Spence and Prince Alfred Room (TV and joinery unit) - project out to tender.

Future Community Consultation and Engagement Activities

22. The following are some of the community consultation activities and engagements that are ongoing or planned:
 - 22.1. Hindley Street Revitalisation concept design – Monday 8 April to Monday 27 May.
 - 22.2. Gouger Street Revitalisation – ongoing with key stakeholder groups.
23. The information provided reflects the first nine months of the 2023/24 financial year. For further details on the 2023/34 Capital Program, the Council Member Corporate Dashboard has a dedicated Capital Works section.
24. Should Council Members wish to understand the progress of a specific project/s outside of those highlighted, the Director, City Services and Associate Director, Infrastructure can be contacted to discuss.

ATTACHMENTS

Attachment A – Capital Works Projects in Focus – March 2024

- END OF REPORT -